

August 23, 2022



Thank you for your Kelley Blue Book Certified Value request.


Per your request, included is a certified copy of the relevant pages of the January – April 2013 Western Edition Kelley Blue Book Official Guide for Older Cars for a 2005 Toyota Tacoma.

Please contact me with any questions you may have regarding this certified value.

Thank you.

Regards,

Chris Beckelman
(800) 258 - 2005



Kelley Blue Book

OLDER CAR GUIDE

1992 – 2006 Models

Vol. 87 January—April 2013 No. 2

LES KELLEY ----- *Founder*
 JUAN A. FLORES ----- *Director, Vehicle Valuation*
 BRAD PRICKETT ----- *Director, Industry Products*
 KELLY J. SALAZAR ----- *Director, Publications*
 AJ SCHOONOVER ----- *Manager, Vehicle Valuation*
 ALEX PARK ----- *Senior Analyst*
 MARTIN C. SANCHEZ ----- *Senior Analyst*
 SEAN STOTT ----- *Senior Analyst*

Copyright © 2013 by Kelley Blue Book Co., all rights reserved. Printed in U.S.A. Any reproduction, transmission, or storage of the contents of this publication, in whole or in part, by any means, is strictly prohibited without the express written consent of the publisher.

Kelley Blue Book Auto Market Report (ISSN 0192-1800) is published monthly: except 3 issues in January, 2 issues in May, July and September and 1 issue in February, March, April, June, August, October, November and December. Total 17 issues per year for \$228 per year (all issues), by Kelley Blue Book Co., 195 Technology Dr., Irvine, CA 92618. Periodicals Postage Paid at Irvine, CA, and at additional mailing offices. POSTMASTER: Send address changes to Kelley Blue Book Auto Market Report, P.O. Box 19691, Irvine, CA 92623.

Published at:
195 Technology Dr., Irvine, California 92618
(949) 770-7704 or (800) BLUE-BOOK
www.800bluebook.com


We assume no responsibility for errors or omissions.

Official Guide Since 1926

To Whom It May Concern:

I certify that this is a true and correct copy of the pages from the January – April 2013 Western Edition, *Kelley Blue Book Official Guide for Older Cars* for a 2005 Toyota Tacoma, per your request.

Sincerely,
Chris Beckelman
KELLEY BLUE BOOK



INFORMATION AND EXPLANATION

These values are the opinion of the staff and management of Kelley Blue Book and are arrived at after careful study of information we deem reliable. However, we assume no responsibility for errors or omissions.

LIST PRICES represent the original suggested retail price (including destination charges) for vehicles equipped as indicated on the equipment chart.

AUCTION VALUE is what a vehicle is expected to sell for at a wholesale auction. The Auction Value assumes the seller has properly disclosed the condition of the vehicle. It does not include buyer's fees or the buyer's transportation costs and assumes the vehicle has not yet been fully reconditioned, inspected and prepared for retail sale.

LENDING VALUE is a trusted benchmark value for wholesale and retail lenders. Based on Kelley Blue Book's Auction Value, the Lending Value assumes that the vehicle is in good to excellent condition, fully reconditioned, inspected and prepared for retail sale.

SUGGESTED RETAIL VALUE represents dealers' asking price and is the starting point for negotiation. This value assumes that the vehicle has been fully reconditioned and has a clean Title history.

EQUIPMENT SCHEDULES are provided for cars on pgs. 9 through 19 and for trucks/vans on pgs. 394 through 395. To the right of each model heading is the schedule that particular model should use. Base prices for all models include the equipment as indicated by asterisks on the equipment charts plus AM/FM. Any equipment following a model listing will supersede equipment listed on a chart.

Values to be deducted are enclosed in parenthesis.

Add or subtract for each item that is listed separately **even if it is part of a package** you have already added for or if it is **original standard equipment**.

Premium Sound refers to a complete upgraded sound system (i.e. Bose, JBL, Infinity) not simply speakers or an equalizer.

Premium Wheels are a special or upgraded set of wheels, not just a set of alloy wheels. This would be used for custom, designer or chromed alloy wheels. Add for either but not both.


Navigation System applies to a built-in dashboard or console-mounted global positioning system.

Rear Spoiler (factory type) bolt-on trunk-mounted spoilers. It does not apply to "Lip-Spoilers" that are merely a raised contour in the trunk lid.

To Whom It May Concern:

I certify that this is a true and correct copy of the pages from the January – April 2013 Western Edition, *Kelley Blue Book Official Guide for Older Cars* for a 2005 Toyota Tacoma, per your request.

Sincerely,
Chris Beckelman
KELLEY BLUE BOOK



INFORMATION AND EXPLANATION

RETAIL MARK-UP FOR EQUIPMENT is as follows:

W/S	RTL	W/S	RTL	W/S	RTL	W/S	RTL	W/S	RTL
25	35	225	300	425	565	625	835	825	1100
50	65	250	335	450	600	650	865	850	1135
75	100	275	365	475	635	675	900	875	1165
100	135	300	400	500	665	700	935	900	1200
125	165	325	435	525	700	725	965	925	1235
150	200	350	465	550	735	750	1000	950	1265
175	235	375	500	575	765	775	1035	975	1300
200	265	400	535	600	800	800	1065	1000	1335

MILEAGE ADJUSTMENT SCHEDULES appear on pages 8 through 34. These give an amount to be added or deducted from the wholesale and retail values for what we consider to be low or excess mileage. The mileage charts are not established by average miles driven per year. Instead the charts reflect acceptable mileage as demonstrated by the market. **The mileage adjustment is the same for wholesale and suggested retail.**

Use the base lending value (excluding equipment) to determine which column on the chart to use. Disregard the rightmost three digits of the vehicle's mileage when determining the adjustment. The rightmost column gives percentages, instead of dollar amounts, for higher priced vehicles. The percentages should be applied to the base wholesale book value (excluding equipment). The result should be rounded to the nearest \$25.

Regardless of the amount of equipment or mileage adjustments, the wholesale and retail values should not be reduced below 50% of the base values.


CONDITION is of prime importance! Remember the lending value in the guide refers to a clean vehicle ready for resale. Appropriate amounts should be deducted for any needed reconditioning. Likewise, appropriate amounts should be added for exceptionally clean vehicles, vehicles with extremely low miles and vehicles which are under warranty by the factory or dealer.

Vehicles that have been **completely restored** are worth a great deal more than the values shown in this guide. This publication makes no attempt to value these vehicles.

To Whom It May Concern:

I certify that this is a true and correct copy of the pages from the January – April 2013 Western Edition, *Kelley Blue Book Official Guide for Older Cars* for a 2005 Toyota Tacoma, per your request.

Sincerely,
Chris Beckelman
 KELLEY BLUE BOOK



INFORMATION AND EXPLANATION

VIN is the Vehicle Identification Number. The VIN may vary depending on model, engine, transmission and option packages.

W.B. refers to the wheelbase which is the distance, center to center, from the front axle to rear axle.

Weight is the approximate curb weight of the vehicle.

Liter refers to engine displacement in liters.

Cab & Chassis is an incomplete vehicle, with completed occupant compartment that requires the addition of the cargo carrying components.

DR is an abbreviation for Dual Rear Wheels.

Pickups listed in this guide are Flareside, Stepside, Fleetside, or Styleside pickup trucks. Fleetside and Styleside trucks both have straight bed sides with the fender wells located inside the pickup bed. Flareside and Stepside trucks both have straight inner bed walls with the fenders located on the outside of the bed sides. Value adjustments to Stepside and Flareside trucks can be found on the truck equipment schedules.

Custom Bumpers (Truck Equipment Schedules): Bumpers are considered standard equipment on all trucks in this guide. The custom bumper add should be used only for an upgraded bumper such as a tubular or premium bumper.

Video/DVD System: This add refers to a video-cassette, DVD or game player that has TVs or monitors permanently mounted to the floor, ceiling or headrest.

Asterisks (**)** may appear in place of values on certain vehicles where due to rarity in the marketplace or extreme special interest we can not yet provide accurate auction or lending values. Some of these vehicles may be limited production or rarely traded-in. We have included retail values for these vehicles but asterisks appear in place of the auction and lending values.

Grey Market Cars (cars imported through sources other than factory authorized distributors) may have substantially lower used values.

To Whom It May Concern:

I certify that this is a true and correct copy of the pages from the January – April 2013 Western Edition, *Kelley Blue Book Official Guide for Older Cars* for a 2005 Toyota Tacoma, per your request.

Sincerely,
Chris Beckelman
KELLEY BLUE BOOK



KELLEY BLUE BOOK OLDER CAR GUIDE REGIONS

WESTERN EDITION

Alaska	Hawaii	Oregon
Arizona	Idaho	Utah
California	Montana	Washington
Colorado	Nevada	Wyoming
Guam	New Mexico	


CENTRAL/EASTERN EDITION

Alabama	Maryland	Oklahoma
Arkansas	Massachusetts	Pennsylvania
Connecticut	Michigan	Puerto Rico
Delaware	Minnesota	Rhode Island
District of Columbia	Mississippi	South Carolina
Florida	Missouri	South Dakota
Georgia	Nebraska	Tennessee
Illinois	New Hampshire	Texas
Indiana	New Jersey	Vermont
Iowa	New York	Virgin Islands
Kansas	North Carolina	Virginia
Kentucky	North Dakota	West Virginia
Louisiana	Ohio	Wisconsin
Maine		

To Whom It May Concern:

I certify that this is a true and correct copy of the pages from the January – April 2013 Western Edition, *Kelley Blue Book Official Guide for Older Cars* for a 2005 Toyota Tacoma, per your request.

Sincerely,
Chris Beckelman
KELLEY BLUE BOOK



2005 TOYOTA

Body Type	VIN	W.B.	Wt.	List	Auction		Lending	Sug. Retail
					Good	Very Gd.		
SEQUOIA—V8—Truck Equipment Schedule T1								
SR5 Spt Util 4D	ZT34A	118	5060	33035	9875	10400	10800	13450
4WD	B,4				1125	1125	1125	1500
SEQUOIA 4WD—V8—Truck Equipment Schedule T1								
Limited Spt Util 4D BT48A	118	5025	45525		12850	13450	13850	17450
2WD	Z				(1150)	(1150)	(1150)	(1535)
LAND CRUISER 4WD—V8—Truck Equipment Schedule T3								
Sport Utility 4D	HT05J	112	5390	55590	20900	21700	22100	26600
SIENNA—V6—Truck Equipment Schedule T1								
CE Minivan	ZA23C	119	4120	23790	7125	7550	8050	10050
LE Minivan	ZA23C	119	4120	25295	7650	8100	8575	10800
XLE Minivan	ZA22C	119	4165	29590	9350	9850	10300	13200
XLE Limited	ZA22C	119	4165	35860	10550	11100	11600	14900
AWD	B				525	525	525	700
TACOMA PICKUP—4-Cyl.—Truck Equipment Schedule T2								
Short Bed	NX22N	109	3140	14880	6350	6750	7250	9200
Access Cab	UX42N	127	3425	17925	9425	9925	10300	13700
PreRunner Short	NX62N	110	3315	14850	7150	7575	8050	10350
4WD	P4				1100	1100	1100	1465
V6, 4.0 Liter	U				550	550	550	735
TACOMA PICKUP—V6—Truck Equipment Schedule T2								
PreRunner Access	TU62N	128	3635	20515	9875	10400	10750	14350
4-Cyl, 2.7 Liter	M				(550)	(550)	(550)	(735)
TACOMA PICKUP—V6—Truck Equipment Schedule T2								
X-Runner Access	TU22N	127	3690	23650	10350	10850	11350	15000
PreRunner Dbl 5'	JU62N	128	3810	22240	12150	12750	13150	15850
PreRunner Dbl 6'	KU72N	141	3865	22740	12050	12650	13050	15750
TACOMA PICKUP 4WD—V6—Truck Equipment Schedule T2								
Double Cab 5'	LU42N	128	4035	22240	15150	15800	16100	19750
Double Cab 6'	MU52N	141	4100	25815	15250	15900	16200	19900
TUNDRA—V6—Truck Equipment Schedule T2								
Long Bed	JU321	128	3935	17360	5275	5650	6150	7375
TUNDRA—V8—Truck Equipment Schedule T2								
Work Truck Long	JT321	129	4275	18995	6250	6650	7200	8750
SR5 Access Cab 4D	RT341	128	4510	24700	9300	9800	10250	13000
Ltd Access Cab 4D	RT381	128	4460	27640	9150	9650	10100	12800
SR5 Double Cab 4D	ET341	141	4765	26885	10850	11400	11900	15200
Ltd Double Cab 4D	DT481	141	4800	33640	13950	14550	14950	19500
4WD	4				2000	2000	2000	2665
V6, 4.0 Liter	T				(475)	(475)	(475)	(635)
2006 TOYOTA—(3,5orJ)T(B,D,EorM)(BD33V)—6—#								
RAV4 4WD—4-Cyl.—Truck Equipment Schedule T1								
SUV 4D	BD33V	105	3444	22345	9550	10050	10500	12900
Sport SUV 4D	BD32V	105	3514	23920	10250	10750	11300	13850
Limited SUV 4D	BD31V	105	3512	24600	10950	11500	12000	14800
Third Row Seat					250	250	250	335
2WD	Z				(750)	(750)	(750)	(1000)
V6, 3.5 Liter	K				675	675	675	900
HIGHLANDER—V6—Truck Equipment Schedule T1								
SUV 4D	GP21A	107	3990	26235	9625	10150	10650	12850
Limited SUV 4D	DP21A	107	3935	31105	11100	11650	12250	14850
Third Row Seat					400	400	400	535
4WD	E,H				1225	1225	1225	1635
4-Cyl, 2.4 Liter	D				(500)	(500)	(500)	(665)

TRUCKS & VANS


0113A

See Back Pages For Truck Equipment 501

To Whom It May Concern:

I certify that this is a true and correct copy of the pages from the January – April 2013 Western Edition, *Kelley Blue Book Official Guide for Older Cars* for a 2005 Toyota Tacoma, per your request.

Sincerely,
Chris Beckelman
 KELLEY BLUE BOOK



2005 MILEAGE CHART


Miles x 1000	BASE WHOLESALE BLUE BOOK DOLLAR VALUE							
	\$0- 2000	2001- 3000	3001- 4000	4001- 5000	5001- 6000	6001- 7000	7001- 9000	9001 & up
26	875	1450	2025	2625	3200	3775	4650	58.2%
33	800	1350	1875	2425	2950	3500	4300	53.8%
40	750	1250	1725	2225	2725	3225	3975	49.6%
47	675	1125	1575	2025	2475	2925	3600	45.0%
54	600	1000	1400	1800	2200	2600	3200	39.9%
60	525	875	1250	1600	1950	2300	2825	35.4%
66	450	750	1050	1350	1650	1975	2425	30.2%
72	375	625	875	1125	1375	1625	2000	25.1%
77	325	525	725	950	1150	1350	1675	20.9%
82	250	400	575	725	900	1050	1300	16.3%
86	200	325	450	575	700	825	1025	12.9%
89	150	275	375	475	575	675	850	10.5%
91	125	225	300	400	475	575	700	8.8%
93	100	175	250	325	400	475	575	7.1%
95	75	150	200	250	300	375	450	5.6%
97	75	100	150	200	225	275	325	4.2%
98	50	100	125	150	200	225	275	3.5%
99	50	75	100	125	150	175	225	2.7%
100	25	50	75	75	100	125	150	1.8%
101	25	25	25	50	50	50	75	0.9%
102	0	0	0	0	0	0	0	0.0%
103	25	25	25	50	50	50	75	0.9%
104	25	50	50	75	100	100	125	1.7%
105	25	50	75	100	125	150	200	2.5%
106	50	75	125	150	175	200	250	3.3%
107	50	100	150	175	225	250	325	4.0%
108	75	125	175	200	250	300	375	4.7%
110	100	150	225	275	350	400	500	6.2%
112	125	200	275	350	425	500	625	7.8%
114	125	225	325	425	500	600	725	9.2%
116	150	250	375	475	575	675	850	10.5%
119	175	300	425	550	675	800	1000	12.4%
122	225	375	500	650	800	950	1150	14.5%
128	275	450	650	825	1000	1175	1450	18.2%
135	375	625	875	1125	1375	1625	2000	25.0%

32 ADD figures in shaded areas. DEDUCT figures in white areas

To Whom It May Concern:

I certify that this is a true and correct copy of the pages from the January – April 2013 Western Edition, *Kelley Blue Book Official Guide for Older Cars* for a 2005 Toyota Tacoma, per your request.

Sincerely,
Chris Beckelman
KELLEY BLUE BOOK




TRUCK FACTORY EQUIPMENT							
Equipment	93-00	01	02	03	04	05	06
MODEL PACKAGES (Truck Schedules T1 & T2) (Add Only If Not Listed on Individual Vehicle Listing)							
CHEVROLET/GMC:							
LTZ, SLT	300	375	450	—	—	—	—
LT, Xtreme	125	150	200	250	—	—	—
LS, SLE, ZR2 Suspension	100	125	150	175	—	—	—
DODGE:							
SLT, SXT	125	150	75	—	—	—	—
FORD:							
Limited, Chateau	325	400	475	—	—	—	—
Lariat, Adrenaln	150	225	300	375	—	—	—
XLT, XLT Sport, XLT NBX, FX4, Edge Plus, Amarillo	125	150	200	250	—	—	—
STX, EDGE	—	125	150	—	—	—	—
ALL MAKES: (All Other Model Packages Not Listed)							
	75	75	75	75	75	100	125
TRUCK SCHEDULE T1 (Deduct For)							
Manual Trans	(275)	(275)	(300)	(325)	(350)	(375)	(400)
TRUCK SCHEDULE T2 (Add For)							
Auto Trans	200	225	250	275	300	325	350
w/o Pwr Steering	(75)	(75)	(75)	(75)	(75)	(75)	(75)
w/o Air Cond	(175)	(200)	(200)	(200)	(200)	(200)	(200)
TRUCK SCHEDULE T3 (This Equipment Only)							
Premium Sound	75	100	125	150	150	150	150
Video/DVD	—	100	100	150	175	200	200
NavigationSystem	—	—	300	300	350	375	400
Grille Guard	50	50	50	50	50	50	50
Running Boards	200	200	200	200	200	200	200
Premium Wheels	150	175	200	225	250	275	300
Oversize Premium Wheels (20" Plus)	350	375	425	450	450	450	450
Towing Pkg	125	150	175	200	200	200	200
w/o Leather	(100)	(100)	(100)	(125)	(150)	(175)	(200)
OTHER OPTIONS (Truck Schedules T1 & T2)							
w/o Pwr Windows	(75)	(100)	(100)	(100)	(100)	(100)	(100)
w/o Power Locks	(50)	(50)	(50)	(50)	(50)	(50)	(50)
w/o Tilt Wheel	(50)	(75)	(75)	(75)	(75)	(75)	(75)
Premium Sound	50	50	50	50	50	50	50
Video/DVD	—	100	100	150	175	200	200
NavigationSystem	—	—	300	300	350	375	400
Leather	100	100	100	125	150	175	200
506	WHOLESALE ONLY—ADD 1/3 FOR RETAIL						

To Whom It May Concern:

I certify that this is a true and correct copy of the pages from the January – April 2013 Western Edition, *Kelley Blue Book Official Guide for Older Cars* for a 2005 Toyota Tacoma, per your request.

Sincerely,
Chris Beckelman
 KELLEY BLUE BOOK



TRUCK FACTORY EQUIPMENT							
Equipment	93-00	01	02	03	04	05	06
Quad Seating (4 Buckets)	125	150	150	150	150	150	150
Van Seating Pkgs (11/12 Pass)	275	300	325	350	375	400	400
(15 Passenger)	525	550	575	600	625	650	650
Privacy Glass (Vans/Wagons/Sport Utilities)	50	50	50	50	50	50	50
Sliding Rear Window (Pickups)	25	25	25	25	25	25	25
Roof Rack	25	25	25	25	25	25	25
Pickup Shell/Cap	75	100	100	100	100	100	100
Bed Liner	50	50	50	50	50	75	100
Grille Guard	50	50	50	50	50	50	50
Winch	50	50	50	75	100	125	150
Custom Bumper	50	50	50	50	50	50	50
Stepside (Short Bed PU)	50	75	100	125	150	150	150
(Long Bed PU)	(250)	(250)	(250)	(250)	—	—	—
Running Boards	200	200	200	200	200	200	200
Alloy Wheels	75	100	125	150	150	150	150
Premium Wheels	150	175	200	225	250	275	300
Oversize Premium Wheels (20" Plus)	350	375	425	450	450	450	450
Wide Tires or Oversize Off-Road Tires	50	50	50	50	50	75	100
Opt Fuel Tank	50	50	50	50	—	—	—
Towing Pkg	125	150	175	200	200	200	200
Dual Rear Wheels (Add Only on Models Not Listed as DR)							
(Pickups)	600	650	700	725	750	775	800
(Cab/Ch, Vans)	225	250	275	300	300	300	300
Single Rear Wheels (Deduct Only on Models Listed as DR)							
(Cab/Ch, Vans)	(225)	(250)	(275)	(300)	(300)	(300)	(300)
Snow Plow	300	375	450	525	600	675	750
Hydraulic Lift	350	350	350	350	350	350	350
Underbody Hoist/Dump Bed	350	350	350	350	350	350	350
Cab & Chassis Bodies							
9' Stake	450	475	500	525	550	575	600
12' Stake	500	525	550	575	600	625	650
14' Stake	550	575	600	625	650	675	700
16' Stake	600	625	650	675	700	725	750
12' x 8' Box	500	500	500	500	500	500	500
14' x 8' Box	550	550	550	550	550	550	550
16' x 8' Box	600	600	600	600	600	600	600
Utility	800	800	800	800	800	800	800
Aluminum Box	400	400	400	400	400	400	400

TRUCKS & VANS

WHOLESALE ONLY—ADD 1/3 FOR RETAIL

507

To Whom It May Concern:

I certify that this is a true and correct copy of the pages from the January – April 2013 Western Edition, *Kelley Blue Book Official Guide for Older Cars* for a 2005 Toyota Tacoma, per your request.

Sincerely,
Chris Beckelman
 KELLEY BLUE BOOK